

# UNIVERSITY OF CALIFORNIA

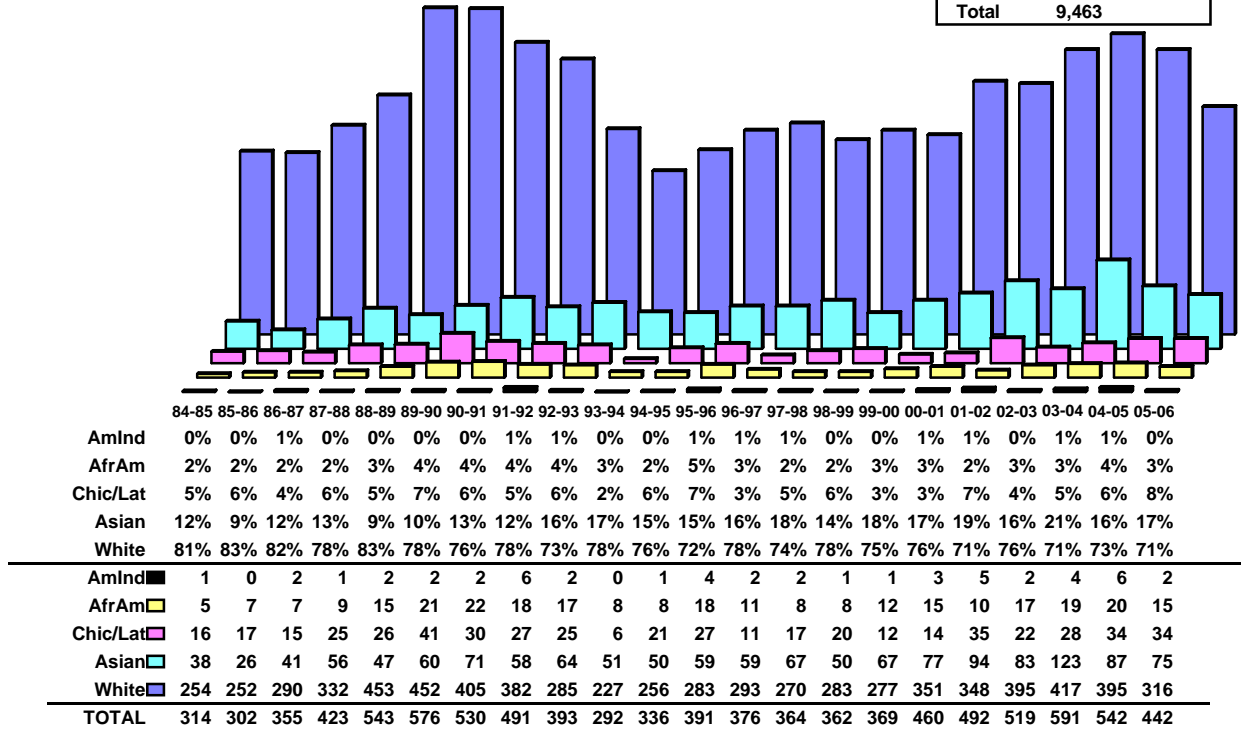
## New Appointments of Ladder Rank Faculty

### 1984-85 through 2005-06

### UNIVERSITYWIDE TOTALS

1984-85 through 2005-06		
Amlnd	51	(1%)
AfrAm	290	(3%)
Chic/Lat	503	(5%)
Asian	1,403	(15%)
White	7,216	(76%)
<b>Total</b>	<b>9,463</b>	

#### All Appointments



#### Non-Tenured Appointments

1984-85 through 2005-06		
Amlnd	37	(1%)
AfrAm	199	(3%)
Chic/Lat	357	(6%)
Asian	1,001	(17%)
White	4,390	(73%)
<b>Total</b>	<b>5,984</b>	

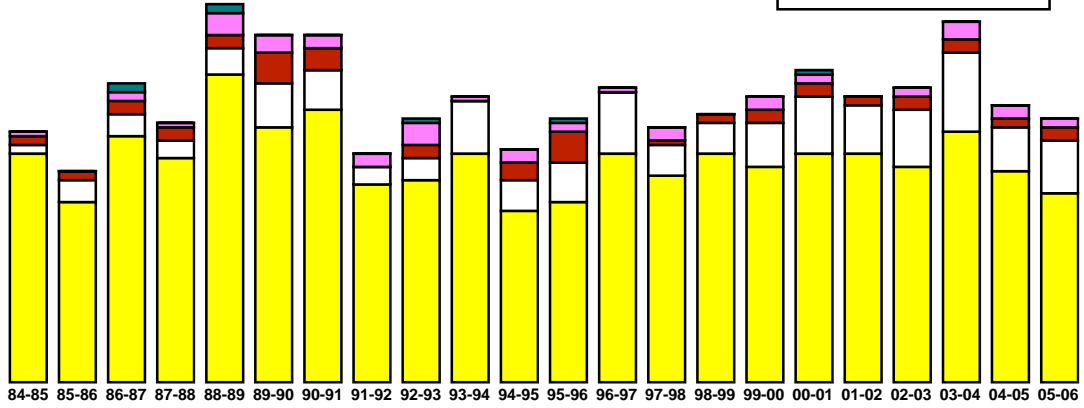


# UNIVERSITY OF CALIFORNIA NEW APPOINTMENTS OF LADDER RANK FACULTY 1984-85 through 2005-06

## Berkeley

### All Appointments

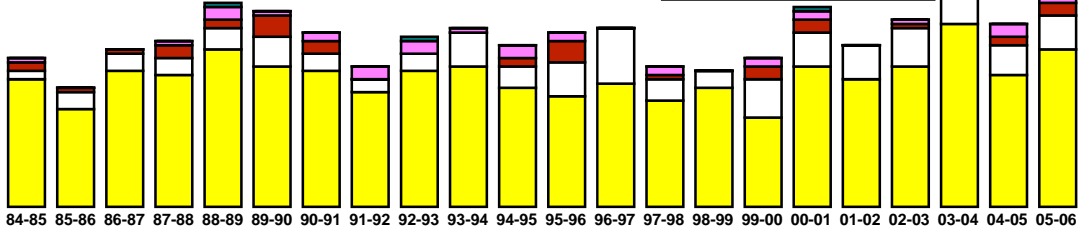
1984-85 through 2005-06		
Amlnd	7	(0%)
AfrAm	50	(4%)
Chic/Lat	61	(4%)
Asian	193	(14%)
White	1,114	(78%)
<b>Total</b>	<b>1,425</b>	



	84-85	85-86	86-87	87-88	88-89	89-90	90-91	91-92	92-93	93-94	94-95	95-96	96-97	97-98	98-99	99-00	00-01	01-02	02-03	03-04	04-05	05-06
<b>TOTAL</b>	57	48	68	59	86	79	79	52	60	65	53	60	67	58	61	65	71	65	67	82	63	60
Amlnd	0	0	2	0	2	0	0	0	1	0	0	1	0	0	0	0	1	0	0	0	0	0
AfrAm	1	0	2	1	5	4	3	3	5	1	3	2	1	3	0	3	2	0	2	4	3	2
Chic/Lat	2	2	3	3	3	7	5	0	3	0	4	7	0	1	2	3	3	2	3	3	2	3
Asian	2	5	5	4	6	10	9	4	5	12	7	9	14	7	7	10	13	11	13	18	10	12
White	52	41	56	51	70	58	62	45	46	52	39	41	52	47	52	49	52	52	49	57	48	43
Amlnd	0%	0%	3%	0%	2%	0%	0%	0%	2%	0%	0%	2%	0%	0%	0%	0%	1%	0%	0%	0%	0%	0%
AfrAm	2%	0%	3%	2%	6%	5%	4%	6%	8%	2%	6%	3%	1%	5%	0%	5%	3%	0%	3%	5%	5%	3%
Chic/Lat	4%	4%	4%	5%	3%	9%	6%	0%	5%	0%	8%	12%	0%	2%	3%	5%	4%	3%	4%	4%	3%	5%
Asian	4%	10%	7%	7%	7%	13%	11%	8%	8%	18%	13%	15%	21%	12%	11%	15%	18%	17%	19%	22%	16%	20%
White	91%	85%	82%	86%	81%	73%	78%	87%	77%	80%	74%	68%	78%	81%	85%	75%	73%	80%	73%	70%	76%	72%

### Non-Tenured Appointments

1984-85 through 2005-06		
Amlnd	3	(0%)
AfrAm	36	(4%)
Chic/Lat	40	(4%)
Asian	140	(16%)
White	674	(75%)
<b>Total</b>	<b>893</b>	



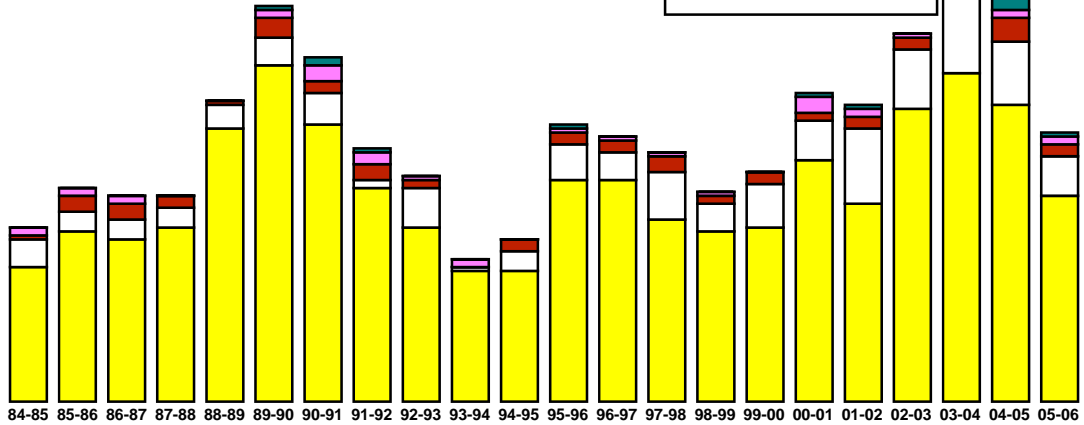
	84-85	85-86	86-87	87-88	88-89	89-90	90-91	91-92	92-93	93-94	94-95	95-96	96-97	97-98	98-99	99-00	00-01	01-02	02-03	03-04	04-05	05-06
<b>TOTAL</b>	35	28	37	39	48	46	41	33	40	42	38	41	42	33	32	35	47	38	44	61	43	50
Amlnd	0	0	0	0	1	0	0	0	1	0	0	0	0	0	0	0	1	0	0	0	0	0
AfrAm	1	0	0	1	3	1	2	3	3	1	3	2	0	2	0	2	2	0	1	4	3	2
Chic/Lat	2	1	1	3	2	5	3	0	0	0	2	5	0	1	0	3	3	0	1	3	2	3
Asian	2	4	4	4	5	7	4	3	4	8	5	8	13	5	4	9	8	8	9	11	7	8
White	30	23	32	31	37	33	32	27	32	33	28	26	29	25	28	21	33	30	33	43	31	37
Amlnd	0%	0%	0%	0%	2%	0%	0%	0%	3%	0%	0%	0%	0%	0%	0%	0%	2%	0%	0%	0%	0%	0%
AfrAm	3%	0%	0%	3%	6%	2%	5%	9%	8%	2%	8%	5%	0%	6%	0%	6%	4%	0%	2%	7%	7%	4%
Chic/Lat	6%	4%	3%	8%	4%	11%	7%	0%	0%	0%	5%	12%	0%	3%	0%	9%	6%	0%	2%	5%	5%	6%
Asian	6%	14%	11%	10%	10%	15%	10%	9%	10%	19%	13%	20%	31%	15%	13%	26%	17%	21%	20%	18%	16%	16%
White	86%	82%	86%	79%	77%	72%	78%	82%	80%	79%	74%	63%	69%	76%	88%	60%	70%	79%	75%	70%	72%	74%

# UNIVERSITY OF CALIFORNIA NEW APPOINTMENTS OF LADDER RANK FACULTY 1984-85 through 2005-06

## Davis

### All Appointments

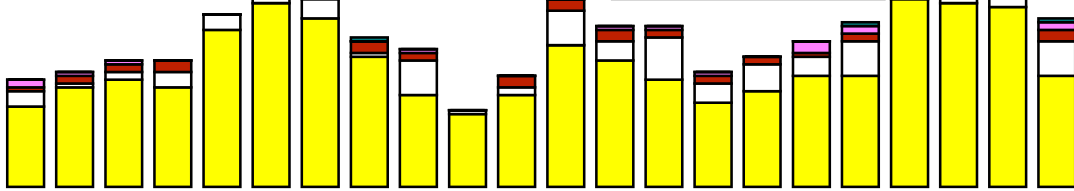
1984-85 through 2005-06	
Amlnd	12 (1%)
AfrAm	36 (2%)
Chic/Lat	67 (4%)
Asian	199 (13%)
White	1,190 (79%)
<b>Total</b>	<b>1,504</b>



	84-85	85-86	86-87	87-88	88-89	89-90	90-91	91-92	92-93	93-94	94-95	95-96	96-97	97-98	98-99	99-00	00-01	01-02	02-03	03-04	04-05	05-06
<b>TOTAL</b>	44	54	52	52	76	100	87	64	57	36	41	70	67	63	53	58	78	75	93	114	102	68
Amlnd	0	0	0	0	0	1	2	1	0	0	0	1	0	0	0	0	1	1	0	1	3	1
AfrAm	2	2	2	0	0	2	4	3	1	2	0	1	1	1	1	0	4	2	1	3	2	2
Chic/Lat	1	4	4	3	1	5	3	4	2	0	3	3	3	4	2	3	2	3	3	5	6	3
Asian	7	5	5	5	6	7	8	2	10	1	5	9	7	12	7	11	10	19	15	22	16	10
White	34	43	41	44	69	85	70	54	44	33	33	56	56	46	43	44	61	50	74	83	75	52
Amlnd	0%	0%	0%	0%	0%	1%	2%	2%	0%	0%	0%	1%	0%	0%	0%	0%	1%	1%	0%	1%	3%	1%
AfrAm	5%	4%	4%	0%	0%	2%	5%	5%	2%	6%	0%	1%	1%	2%	2%	0%	5%	3%	1%	3%	2%	3%
Chic/Lat	2%	7%	8%	6%	1%	5%	3%	6%	4%	0%	7%	4%	4%	6%	4%	5%	3%	4%	3%	4%	6%	4%
Asian	16%	9%	10%	10%	8%	7%	9%	3%	18%	3%	12%	13%	10%	19%	13%	19%	13%	25%	16%	19%	16%	15%
White	77%	80%	79%	85%	91%	85%	80%	84%	77%	92%	80%	80%	84%	73%	81%	76%	78%	67%	80%	73%	74%	76%

### Non-Tenured Appointments

1984-85 through 2005-06	
Amlnd	9 (1%)
AfrAm	25 (3%)
Chic/Lat	48 (5%)
Asian	136 (15%)
White	711 (77%)
<b>Total</b>	<b>929</b>



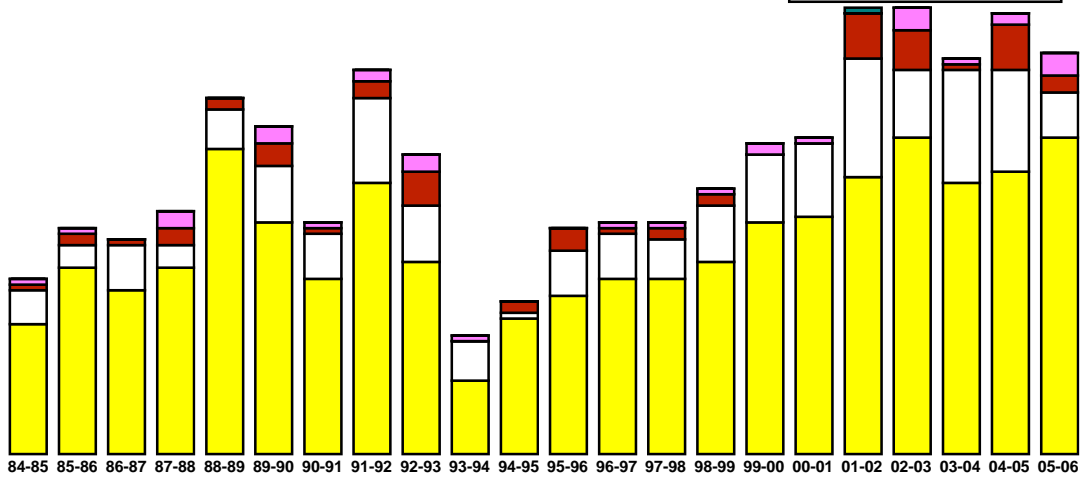
	84-85	85-86	86-87	87-88	88-89	89-90	90-91	91-92	92-93	93-94	94-95	95-96	96-97	97-98	98-99	99-00	00-01	01-02	02-03	03-04	04-05	05-06
<b>TOTAL</b>	28	30	33	33	45	57	56	39	36	20	29	50	42	42	30	34	38	43	62	71	67	44
Amlnd	0	0	0	0	0	1	1	1	0	0	0	1	0	0	0	0	0	1	0	1	2	1
AfrAm	2	1	1	0	0	1	4	0	1	0	0	0	1	1	1	0	3	2	1	3	1	2
Chic/Lat	1	2	2	3	0	3	2	3	2	0	3	3	3	2	2	2	1	2	1	3	5	3
Asian	4	1	2	4	4	4	5	1	9	1	2	9	5	11	5	7	5	9	11	16	12	9
White	21	26	28	26	41	48	44	34	24	19	24	37	33	28	22	25	29	29	49	48	47	29
Amlnd	0%	0%	0%	0%	0%	2%	2%	3%	0%	0%	0%	2%	0%	0%	0%	0%	0%	2%	0%	1%	3%	2%
AfrAm	7%	3%	3%	0%	0%	2%	7%	0%	3%	0%	0%	0%	2%	2%	3%	0%	8%	5%	2%	4%	1%	5%
Chic/Lat	4%	7%	6%	9%	0%	5%	4%	8%	6%	0%	10%	6%	7%	5%	7%	6%	3%	5%	2%	4%	7%	7%
Asian	14%	3%	6%	12%	9%	7%	9%	3%	25%	5%	7%	18%	12%	26%	17%	21%	13%	21%	18%	23%	18%	20%
White	75%	87%	85%	79%	91%	84%	79%	87%	67%	95%	83%	74%	79%	67%	73%	74%	76%	67%	79%	68%	70%	66%

# UNIVERSITY OF CALIFORNIA NEW APPOINTMENTS OF LADDER RANK FACULTY 1984-85 through 2005-06

## Irvine

### All Appointments

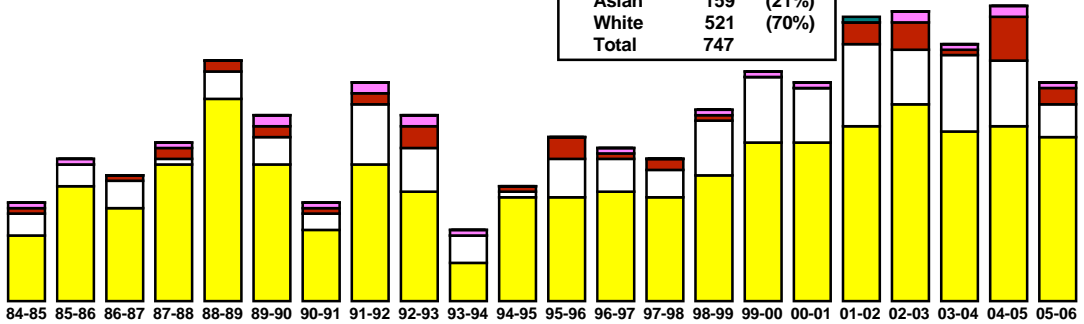
1984-85 through 2005-06		
Amlnd	1	(0%)
AfrAm	32	(3%)
Chic/Lat	61	(5%)
Asian	217	(19%)
White	829	(73%)
<b>Total</b>	<b>1,140</b>	



	84-85	85-86	86-87	87-88	88-89	89-90	90-91	91-92	92-93	93-94	94-95	95-96	96-97	97-98	98-99	99-00	00-01	01-02	02-03	03-04	04-05	05-06
<b>TOTAL</b>	31	40	38	43	63	58	41	68	53	21	27	40	41	41	47	55	56	79	79	70	78	71
Amlnd	0	0	0	0	0	0	0	0	0	0	0	0	0	0	0	0	0	1	0	0	0	0
AfrAm	1	1	0	3	0	3	1	2	3	1	0	0	1	1	1	2	1	0	4	1	2	4
Chic/Lat	1	2	1	3	2	4	1	3	6	0	2	4	1	2	2	0	0	8	7	1	8	3
Asian	6	4	8	4	7	10	8	15	10	7	1	8	8	7	10	12	13	21	12	20	18	8
White	23	33	29	33	54	41	31	48	34	13	24	28	31	31	34	41	42	49	56	48	50	56
Amlnd	0%	0%	0%	0%	0%	0%	0%	0%	0%	0%	0%	0%	0%	0%	0%	0%	0%	1%	0%	0%	0%	0%
AfrAm	3%	3%	0%	7%	0%	5%	2%	3%	6%	5%	0%	0%	2%	2%	2%	4%	2%	0%	5%	1%	3%	6%
Chic/Lat	3%	5%	3%	7%	3%	7%	2%	4%	11%	0%	7%	10%	2%	5%	4%	0%	0%	10%	9%	1%	10%	4%
Asian	19%	10%	21%	9%	11%	17%	20%	22%	19%	33%	4%	20%	20%	17%	21%	22%	23%	27%	15%	29%	23%	11%
White	74%	83%	76%	77%	86%	71%	76%	71%	64%	62%	89%	70%	76%	76%	72%	75%	75%	62%	71%	69%	64%	79%

### Non-Tenured Appointments

1984-85 through 2005-06		
Amlnd	1	(0%)
AfrAm	21	(3%)
Chic/Lat	45	(6%)
Asian	159	(21%)
White	521	(70%)
<b>Total</b>	<b>747</b>	



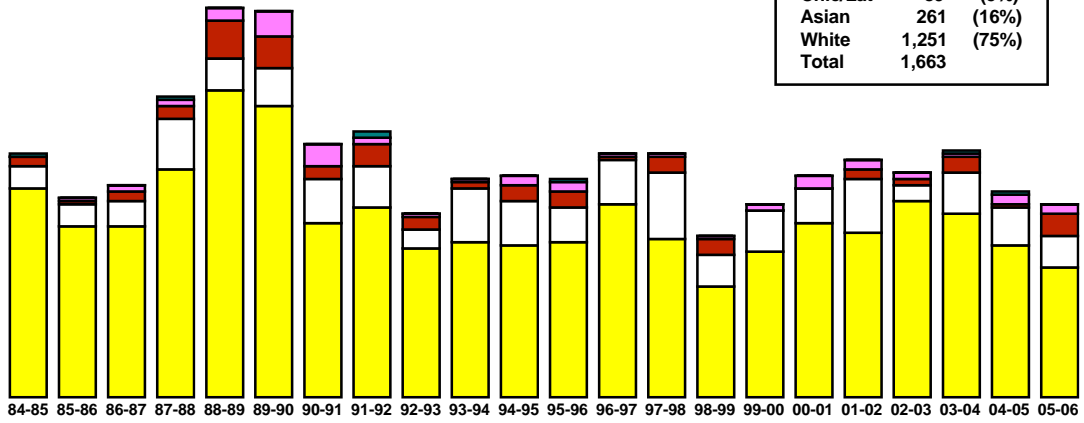
	84-85	85-86	86-87	87-88	88-89	89-90	90-91	91-92	92-93	93-94	94-95	95-96	96-97	97-98	98-99	99-00	00-01	01-02	02-03	03-04	04-05	05-06
<b>TOTAL</b>	18	26	23	29	44	34	18	40	34	13	21	30	28	26	35	42	40	52	53	47	54	40
Amlnd	0	0	0	0	0	0	0	0	0	0	0	0	0	0	0	0	0	1	0	0	0	0
AfrAm	1	1	0	1	0	2	1	2	2	1	0	0	1	0	1	1	1	0	2	1	2	1
Chic/Lat	1	0	1	2	2	2	1	2	4	0	1	4	1	2	1	0	0	4	5	1	8	3
Asian	4	4	5	1	5	5	3	11	8	5	1	7	6	5	10	12	10	15	10	14	12	6
White	12	21	17	25	37	25	13	25	20	7	19	19	20	19	23	29	29	32	36	31	32	30
Amlnd	0%	0%	0%	0%	0%	0%	0%	0%	0%	0%	0%	0%	0%	0%	0%	0%	0%	2%	0%	0%	0%	0%
AfrAm	6%	4%	0%	3%	0%	6%	6%	5%	6%	8%	0%	0%	4%	0%	3%	2%	3%	0%	4%	2%	4%	3%
Chic/Lat	6%	0%	4%	7%	5%	6%	6%	5%	12%	0%	5%	13%	4%	8%	3%	0%	0%	8%	9%	2%	15%	8%
Asian	22%	15%	22%	3%	11%	15%	17%	28%	24%	38%	5%	23%	21%	19%	29%	29%	25%	29%	19%	30%	22%	15%
White	67%	81%	74%	86%	84%	74%	72%	63%	59%	54%	90%	63%	71%	73%	66%	69%	73%	62%	68%	66%	59%	75%

# UNIVERSITY OF CALIFORNIA NEW APPOINTMENTS OF LADDER RANK FACULTY 1984-85 through 2005-06

## Los Angeles

### All Appointments

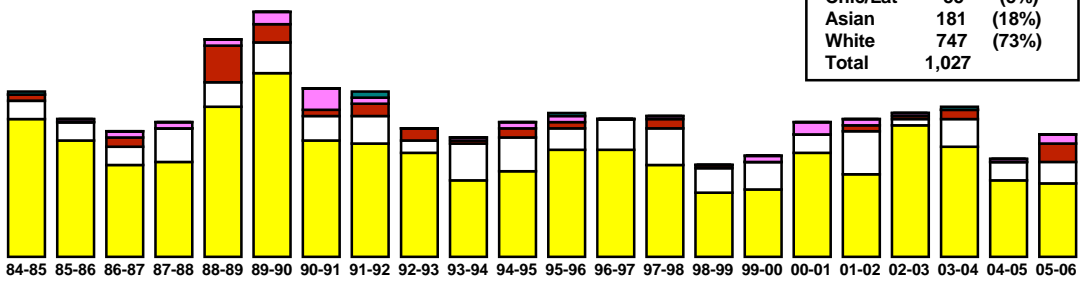
1984-85 through 2005-06		
Amlnd	7	(0%)
AfrAm	55	(3%)
Chic/Lat	89	(5%)
Asian	261	(16%)
White	1,251	(75%)
<b>Total</b>	<b>1,663</b>	



	84-85	85-86	86-87	87-88	88-89	89-90	90-91	91-92	92-93	93-94	94-95	95-96	96-97	97-98	98-99	99-00	00-01	01-02	02-03	03-04	04-05	05-06
<b>TOTAL</b>	77	63	67	95	123	122	80	84	58	69	70	69	77	77	51	61	70	75	71	78	65	61
Amlnd	1	0	0	1	0	0	0	2	0	0	0	1	0	0	0	0	0	0	0	1	1	0
AfrAm	0	1	2	2	4	8	7	2	1	1	3	3	1	1	1	2	4	3	2	1	3	3
Chic/Lat	3	1	3	4	12	10	4	7	4	2	5	5	1	5	5	0	0	3	2	5	1	7
Asian	7	7	8	16	10	12	14	13	6	17	14	11	14	21	10	13	11	17	5	13	12	10
White	66	54	54	72	97	92	55	60	47	49	48	49	61	50	35	46	55	52	62	58	48	41
Amlnd	1%	0%	0%	1%	0%	0%	0%	2%	0%	0%	0%	1%	0%	0%	0%	0%	0%	0%	0%	1%	2%	0%
AfrAm	0%	2%	3%	2%	3%	7%	9%	2%	2%	1%	4%	4%	1%	1%	2%	3%	6%	4%	3%	1%	5%	5%
Chic/Lat	4%	2%	4%	4%	10%	8%	5%	8%	7%	3%	7%	7%	1%	6%	10%	0%	0%	4%	3%	6%	2%	11%
Asian	9%	11%	12%	17%	8%	10%	18%	15%	10%	25%	20%	16%	18%	27%	20%	21%	16%	23%	7%	17%	18%	16%
White	86%	86%	81%	76%	79%	75%	69%	71%	81%	71%	69%	71%	79%	65%	69%	75%	79%	69%	87%	74%	74%	67%

### Non-Tenured Appointments

1984-85 through 2005-06		
Amlnd	5	(0%)
AfrAm	39	(4%)
Chic/Lat	55	(5%)
Asian	181	(18%)
White	747	(73%)
<b>Total</b>	<b>1,027</b>	



	84-85	85-86	86-87	87-88	88-89	89-90	90-91	91-92	92-93	93-94	94-95	95-96	96-97	97-98	98-99	99-00	00-01	01-02	02-03	03-04	04-05	05-06
<b>TOTAL</b>	54	45	41	44	71	80	55	54	42	39	44	47	45	46	30	33	44	45	47	49	32	40
Amlnd	1	0	0	0	0	0	0	2	0	0	0	1	0	0	0	0	0	0	0	1	0	0
AfrAm	0	1	2	2	2	4	7	2	0	1	2	2	0	1	0	2	4	2	1	0	1	3
Chic/Lat	2	0	3	0	12	6	2	4	4	1	3	2	0	3	1	0	0	2	1	3	0	6
Asian	6	6	6	11	8	10	8	9	4	12	11	7	10	12	8	9	6	14	2	9	6	7
White	45	38	30	31	49	60	38	37	34	25	28	35	35	30	21	22	34	27	43	36	25	24
Amlnd	2%	0%	0%	0%	0%	0%	0%	4%	0%	0%	0%	2%	0%	0%	0%	0%	0%	0%	0%	2%	0%	0%
AfrAm	0%	2%	5%	5%	3%	5%	13%	4%	0%	3%	5%	4%	0%	2%	0%	6%	9%	4%	2%	0%	3%	8%
Chic/Lat	4%	0%	7%	0%	17%	8%	4%	7%	10%	3%	7%	4%	0%	7%	3%	0%	0%	4%	2%	6%	0%	15%
Asian	11%	13%	15%	25%	11%	13%	15%	17%	10%	31%	25%	15%	22%	26%	27%	27%	14%	31%	4%	18%	19%	18%
White	83%	84%	73%	70%	69%	75%	69%	69%	81%	64%	64%	74%	78%	65%	70%	67%	77%	60%	91%	73%	78%	60%

# UNIVERSITY OF CALIFORNIA NEW APPOINTMENTS OF LADDER RANK FACULTY 1984-85 through 2005-06

## Merced

### All Appointments

1984-85 through 2005-06		
Amlnd	1	(2%)
AfrAm	0	(0%)
Chic/Lat	10	(19%)
Asian	7	(13%)
White	34	(65%)
<b>Total</b>	<b>52</b>	

	84-85	85-86	86-87	87-88	88-89	89-90	90-91	91-92	92-93	93-94	94-95	95-96	96-97	97-98	98-99	99-00	00-01	01-02	02-03	03-04	04-05	05-06	
<b>TOTAL</b>	0	0	0	0	0	0	0	0	0	0	0	0	0	0	0	0	0	0	0	3	12	17	20
Amlnd	0	0	0	0	0	0	0	0	0	0	0	0	0	0	0	0	0	0	0	0	0	1	0
AfrAm	0	0	0	0	0	0	0	0	0	0	0	0	0	0	0	0	0	0	0	0	0	0	0
Chic/Lat	0	0	0	0	0	0	0	0	0	0	0	0	0	0	0	0	0	0	0	0	5	5	
Asian	0	0	0	0	0	0	0	0	0	0	0	0	0	0	0	0	0	0	0	0	3	4	
White	0	0	0	0	0	0	0	0	0	0	0	0	0	0	0	0	0	0	3	12	8	11	
Amlnd	0%	0%	0%	0%	0%	0%	0%	0%	0%	0%	0%	0%	0%	0%	0%	0%	0%	0%	0%	0%	6%	0%	
AfrAm	0%	0%	0%	0%	0%	0%	0%	0%	0%	0%	0%	0%	0%	0%	0%	0%	0%	0%	0%	0%	0%	0%	
Chic/Lat	0%	0%	0%	0%	0%	0%	0%	0%	0%	0%	0%	0%	0%	0%	0%	0%	0%	0%	0%	0%	29%	25%	
Asian	0%	0%	0%	0%	0%	0%	0%	0%	0%	0%	0%	0%	0%	0%	0%	0%	0%	0%	0%	0%	18%	20%	
White	0%	0%	0%	0%	0%	0%	0%	0%	0%	0%	0%	0%	0%	0%	0%	0%	0%	100%	100%	47%	55%		

### Non-Tenured Appointments

1984-85 through 2005-06		
Amlnd	1	(3%)
AfrAm	0	(0%)
Chic/Lat	8	(25%)
Asian	6	(19%)
White	17	(53%)
<b>Total</b>	<b>32</b>	

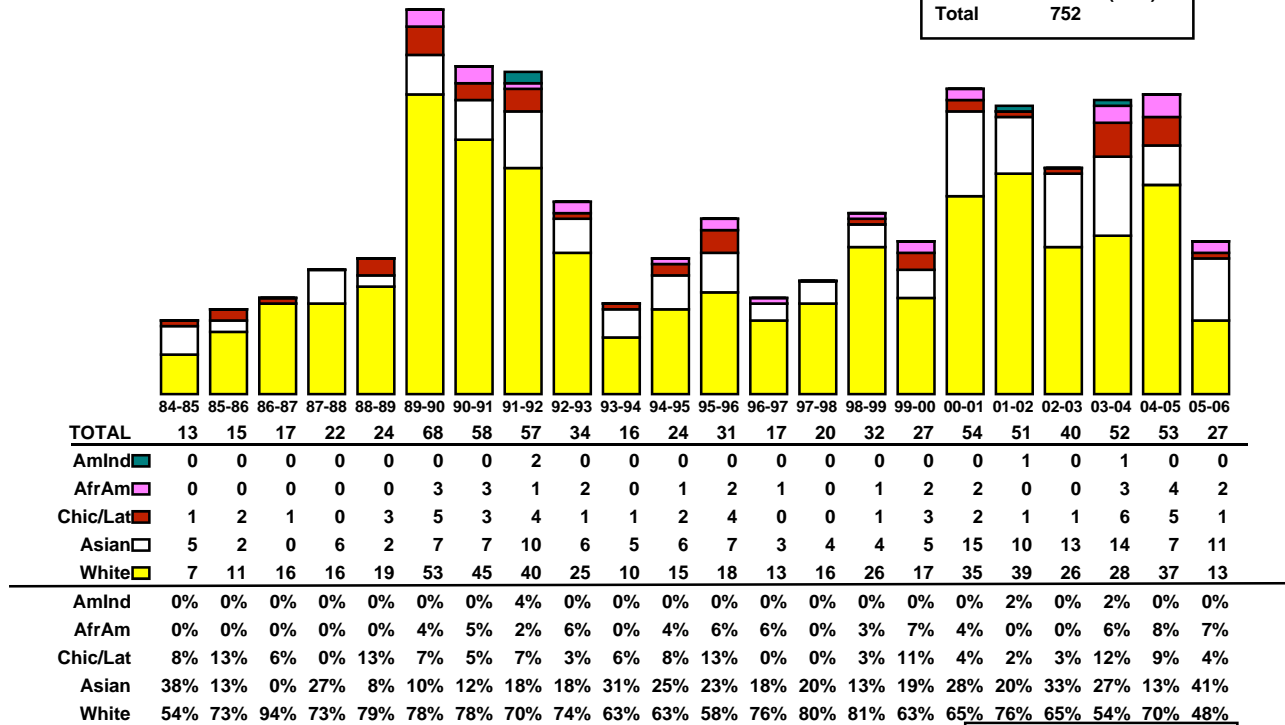
	84-85	85-86	86-87	87-88	88-89	89-90	90-91	91-92	92-93	93-94	94-95	95-96	96-97	97-98	98-99	99-00	00-01	01-02	02-03	03-04	04-05	05-06
<b>TOTAL</b>	0	0	0	0	0	0	0	0	0	0	0	0	0	0	0	0	0	0	0	2	12	18
Amlnd	0	0	0	0	0	0	0	0	0	0	0	0	0	0	0	0	0	0	0	0	1	0
AfrAm	0	0	0	0	0	0	0	0	0	0	0	0	0	0	0	0	0	0	0	0	0	0
Chic/Lat	0	0	0	0	0	0	0	0	0	0	0	0	0	0	0	0	0	0	0	0	3	5
Asian	0	0	0	0	0	0	0	0	0	0	0	0	0	0	0	0	0	0	0	0	3	3
White	0	0	0	0	0	0	0	0	0	0	0	0	0	0	0	0	0	0	0	2	5	10
Amlnd	0%	0%	0%	0%	0%	0%	0%	0%	0%	0%	0%	0%	0%	0%	0%	0%	0%	0%	0%	0%	8%	0%
AfrAm	0%	0%	0%	0%	0%	0%	0%	0%	0%	0%	0%	0%	0%	0%	0%	0%	0%	0%	0%	0%	0%	0%
Chic/Lat	0%	0%	0%	0%	0%	0%	0%	0%	0%	0%	0%	0%	0%	0%	0%	0%	0%	0%	0%	0%	25%	28%
Asian	0%	0%	0%	0%	0%	0%	0%	0%	0%	0%	0%	0%	0%	0%	0%	0%	0%	0%	0%	0%	25%	17%
White	0%	0%	0%	0%	0%	0%	0%	0%	0%	0%	0%	0%	0%	0%	0%	0%	0%	0%	0%	100%	42%	56%

# UNIVERSITY OF CALIFORNIA NEW APPOINTMENTS OF LADDER RANK FACULTY 1984-85 through 2005-06

## Riverside

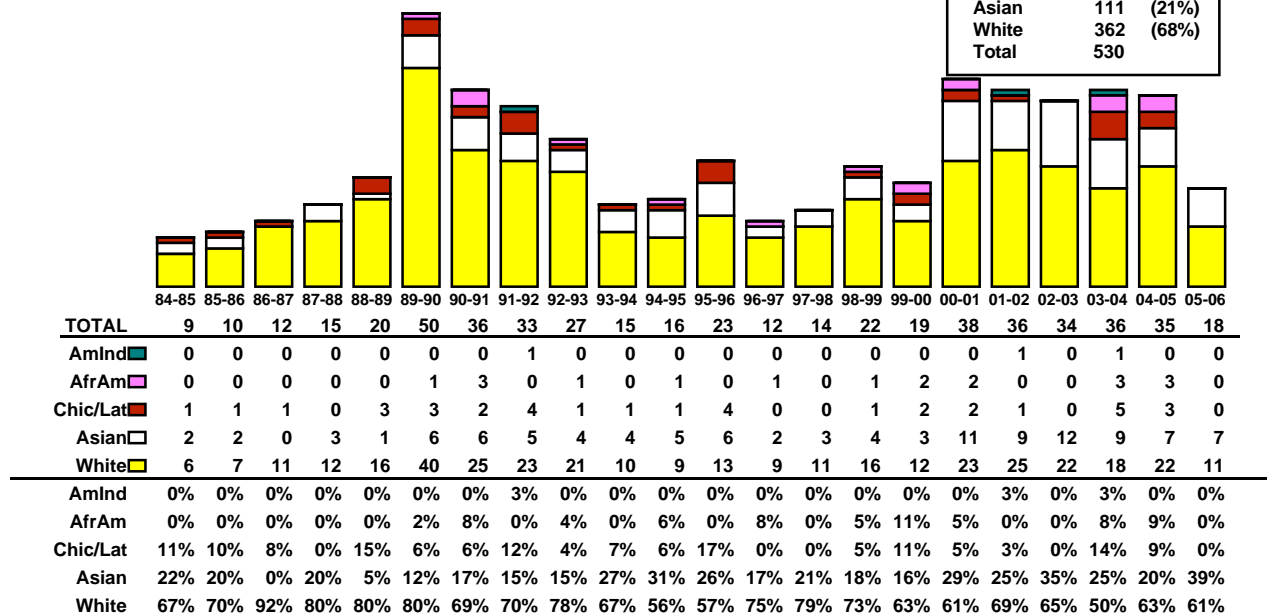
### All Appointments

1984-85 through 2005-06		
Amlnd	4	(1%)
AfrAm	27	(4%)
Chic/Lat	47	(6%)
Asian	149	(20%)
White	525	(70%)
<b>Total</b>	<b>752</b>	



### Non-Tenured Appointments

1984-85 through 2005-06		
Amlnd	3	(1%)
AfrAm	18	(3%)
Chic/Lat	36	(7%)
Asian	111	(21%)
White	362	(68%)
<b>Total</b>	<b>530</b>	

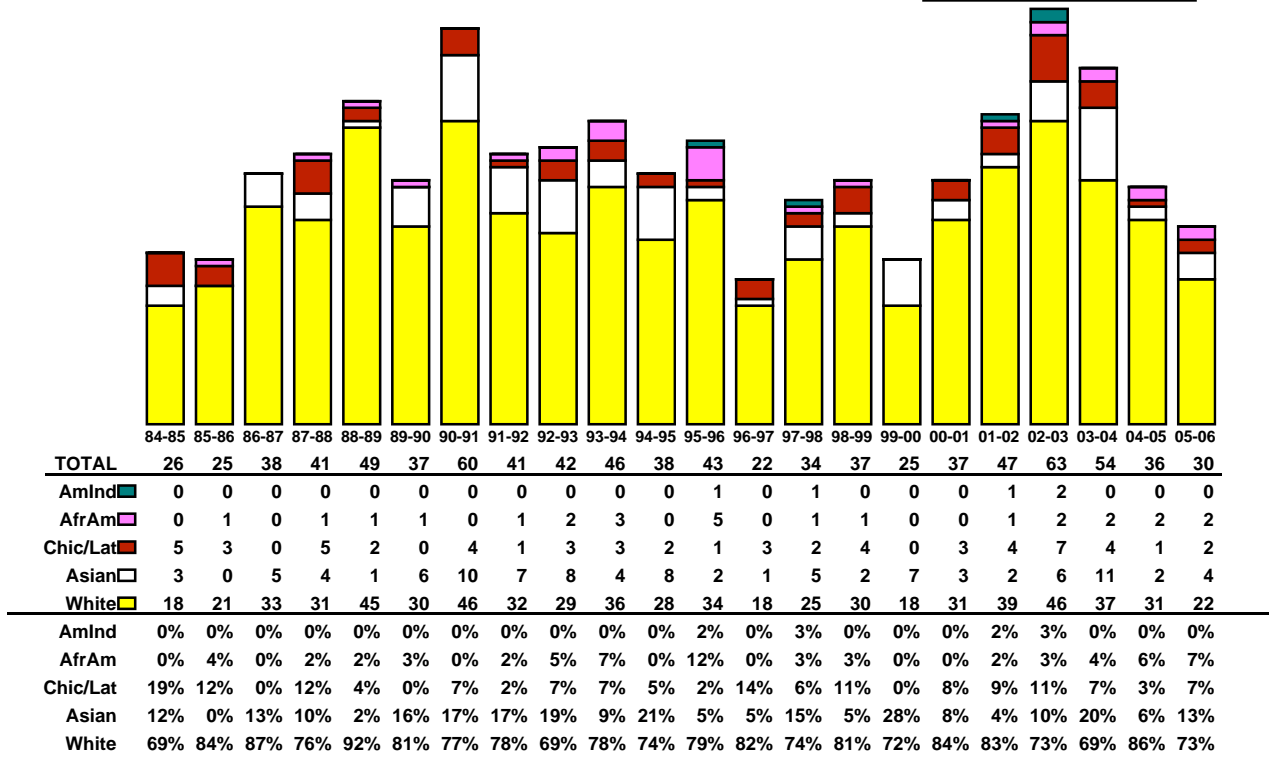


# UNIVERSITY OF CALIFORNIA NEW APPOINTMENTS OF LADDER RANK FACULTY 1984-85 through 2005-06

## Santa Barbara

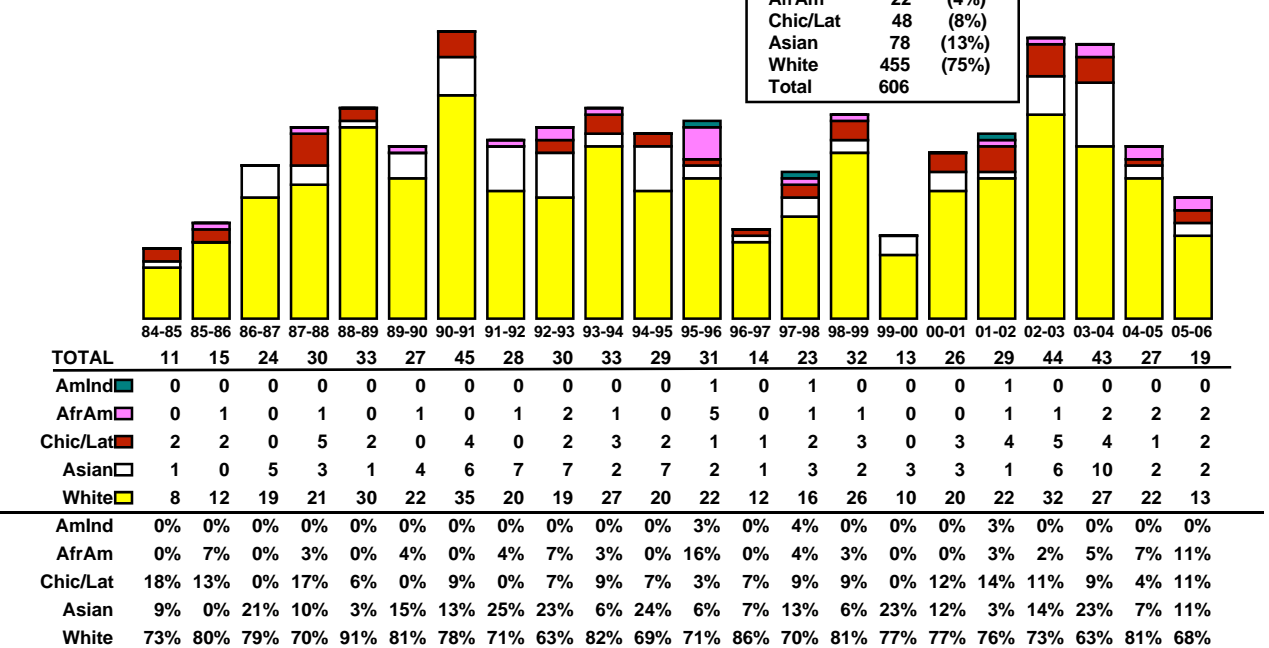
### All Appointments

1984-85 through 2005-06		
Amlnd	5	(1%)
AfrAm	26	(3%)
Chic/Lat	59	(7%)
Asian	101	(12%)
White	680	(78%)
<b>Total</b>	<b>871</b>	



### Non-Tenured Appointments

1984-85 through 2005-06		
Amlnd	3	(0%)
AfrAm	22	(4%)
Chic/Lat	48	(8%)
Asian	78	(13%)
White	455	(75%)
<b>Total</b>	<b>606</b>	

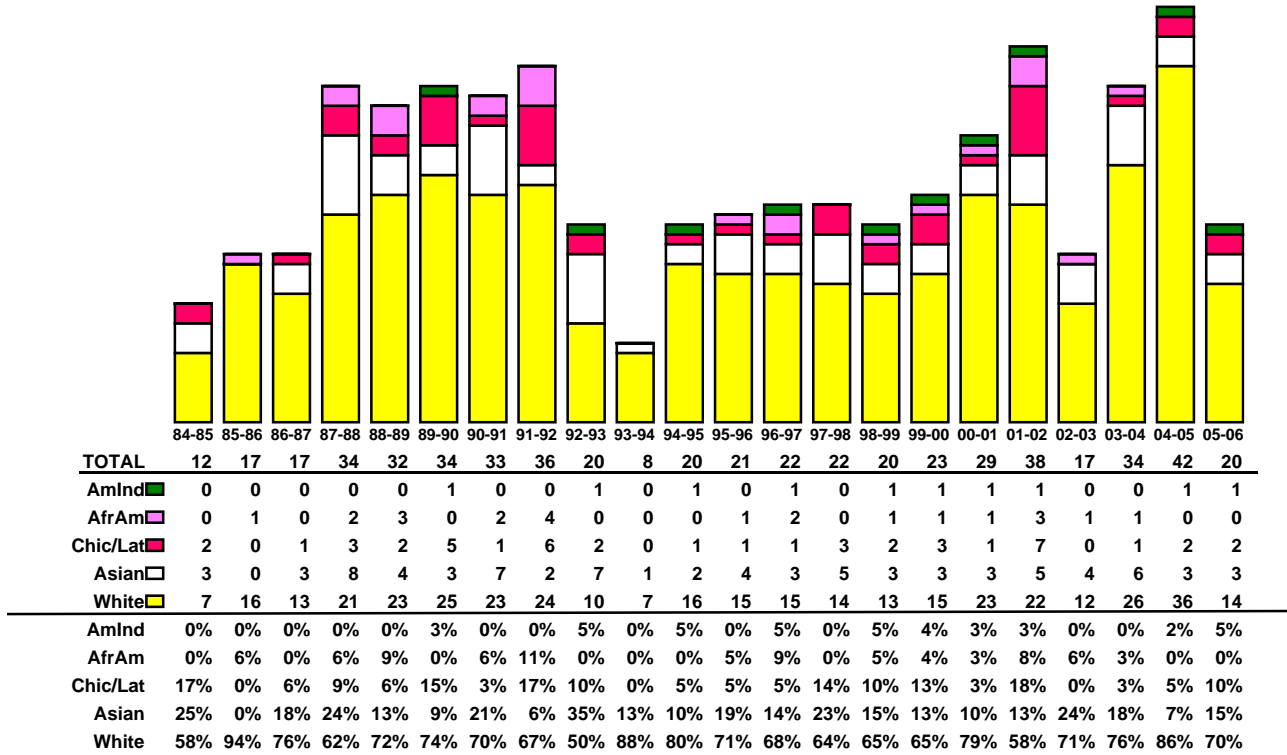


# UNIVERSITY OF CALIFORNIA NEW APPOINTMENTS OF LADDER RANK FACULTY 1984-85 through 2005-06

## Santa Cruz

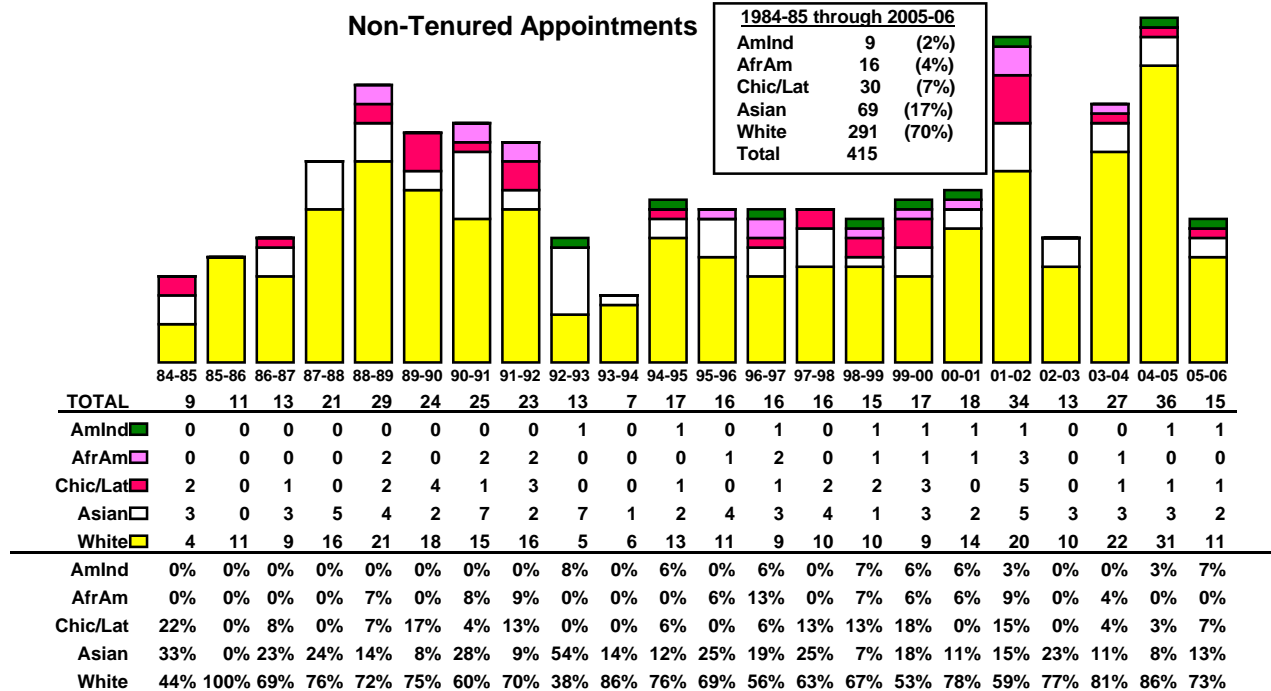
### All Appointments

1984-85 through 2005-06		
Amlnd	10	(2%)
AfrAm	23	(4%)
Chic/Lat	46	(8%)
Asian	82	(15%)
White	390	(71%)
<b>Total</b>	<b>551</b>	



### Non-Tenured Appointments

1984-85 through 2005-06		
Amlnd	9	(2%)
AfrAm	16	(4%)
Chic/Lat	30	(7%)
Asian	69	(17%)
White	291	(70%)
<b>Total</b>	<b>415</b>	

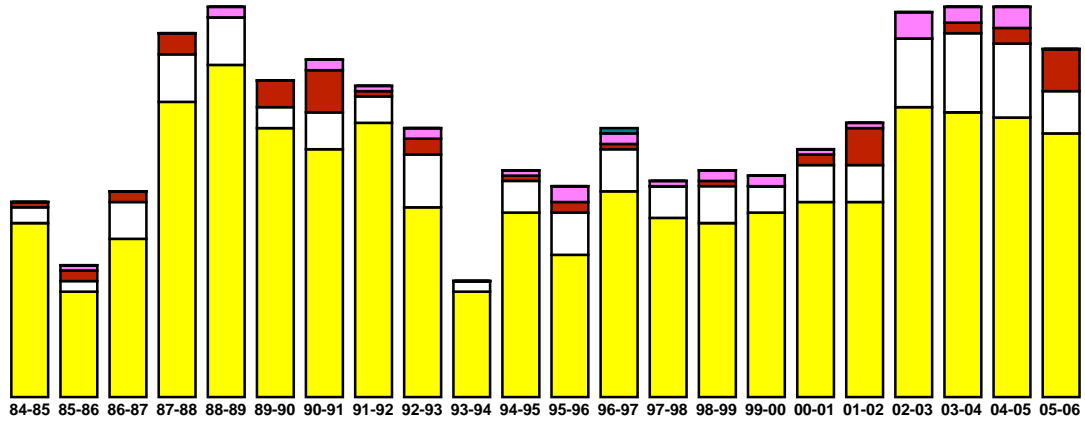


# UNIVERSITY OF CALIFORNIA NEW APPOINTMENTS OF LADDER RANK FACULTY 1984-85 through 2005-06

## San Diego

### All Appointments

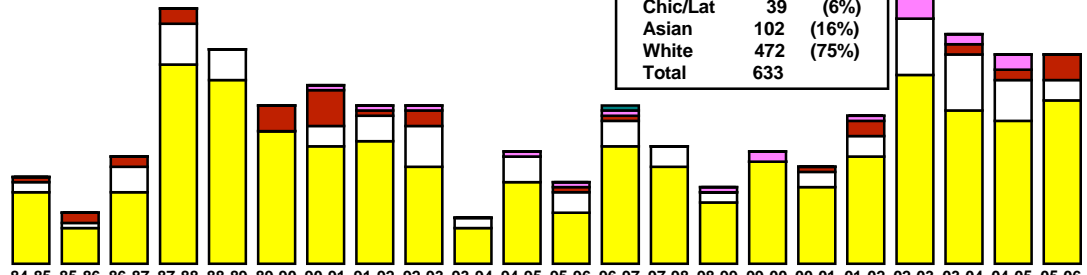
1984-85 through 2005-06		
Amlnd	1	(0%)
AfrAm	33	(3%)
Chic/Lat	53	(4%)
Asian	162	(14%)
White	897	(78%)
<b>Total</b>	<b>1,146</b>	



Amlnd	0	0	0	0	0	0	0	0	0	0	0	0	1	0	0	0	0	0	0	0	0	0
AfrAm	0	1	0	0	2	0	2	1	2	0	1	3	2	1	2	2	1	1	5	3	4	0
Chic/Lat	1	2	2	4	0	5	8	1	3	0	1	2	1	0	1	0	2	7	0	2	3	8
Asian	3	2	7	9	9	4	7	5	10	2	6	8	8	6	7	5	7	7	13	15	14	8
White	33	20	30	56	63	51	47	52	36	20	35	27	39	34	33	35	37	37	55	54	53	50
Amlnd	0%	0%	0%	0%	0%	0%	0%	0%	0%	0%	0%	0%	2%	0%	0%	0%	0%	0%	0%	0%	0%	0%
AfrAm	0%	4%	0%	0%	3%	0%	3%	2%	4%	0%	2%	8%	4%	2%	5%	2%	2%	7%	4%	5%	5%	0%
Chic/Lat	3%	8%	5%	6%	0%	8%	13%	2%	6%	0%	2%	5%	2%	0%	2%	0%	4%	13%	0%	3%	4%	12%
Asian	8%	8%	18%	13%	12%	7%	11%	8%	20%	9%	14%	20%	16%	15%	16%	12%	15%	13%	18%	20%	19%	12%
White	89%	80%	77%	81%	85%	85%	73%	88%	71%	91%	81%	68%	76%	83%	77%	83%	79%	71%	75%	73%	72%	76%

### Non-Tenured Appointments

1984-85 through 2005-06		
Amlnd	1	(0%)
AfrAm	19	(3%)
Chic/Lat	39	(6%)
Asian	102	(16%)
White	472	(75%)
<b>Total</b>	<b>633</b>	

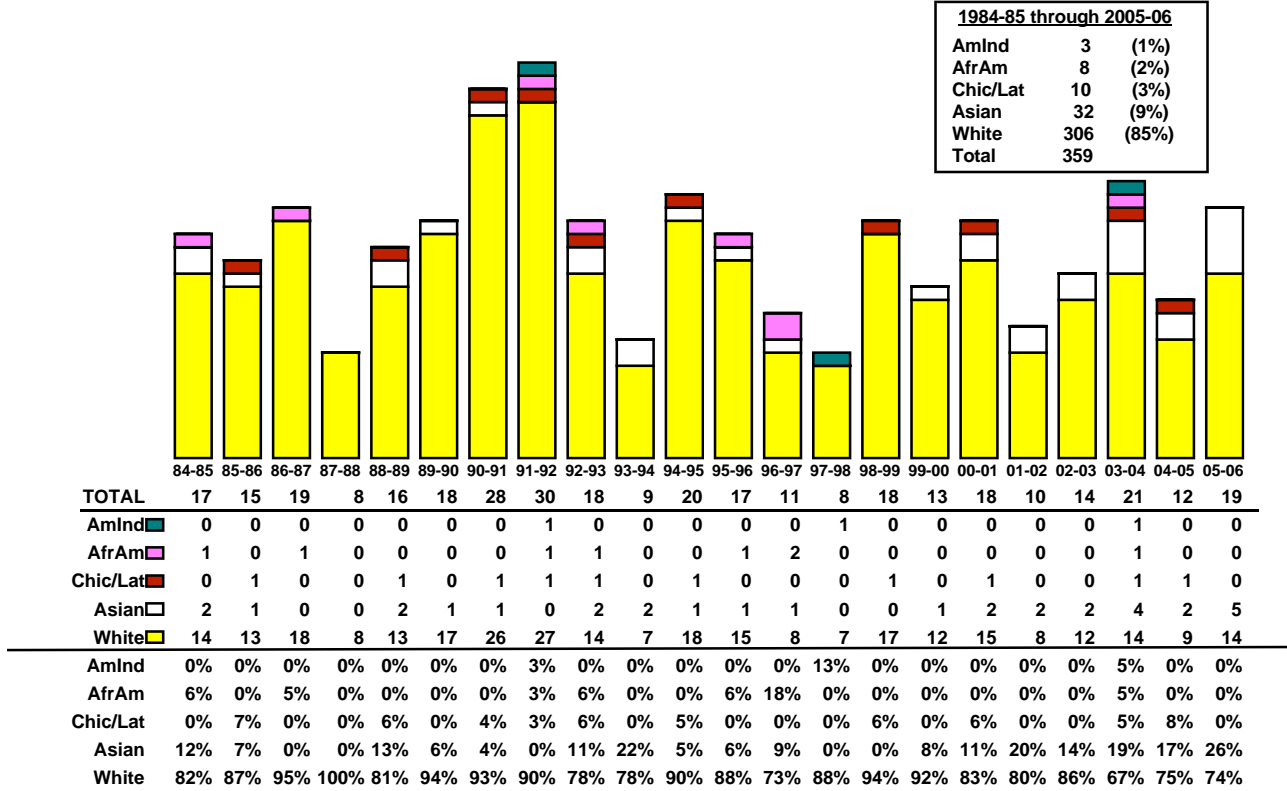


Amlnd	0	0	0	0	0	0	0	0	0	0	0	0	1	0	0	0	0	0	0	0	0	0
AfrAm	0	0	0	0	0	0	1	1	1	0	1	1	1	0	1	2	0	1	4	2	3	0
Chic/Lat	1	2	2	3	0	5	7	1	3	0	0	1	1	0	0	0	1	3	0	2	2	5
Asian	2	1	5	8	6	0	4	5	8	2	5	4	5	4	2	0	3	4	11	11	8	4
White	14	7	14	39	36	26	23	24	19	7	16	10	23	19	12	20	15	21	37	30	28	32
Amlnd	0%	0%	0%	0%	0%	0%	0%	0%	0%	0%	0%	0%	3%	0%	0%	0%	0%	0%	0%	0%	0%	0%
AfrAm	0%	0%	0%	0%	0%	0%	3%	3%	3%	0%	5%	6%	3%	0%	7%	9%	0%	3%	8%	4%	7%	0%
Chic/Lat	6%	20%	10%	6%	0%	16%	20%	3%	10%	0%	0%	6%	3%	0%	0%	0%	5%	10%	0%	4%	5%	12%
Asian	12%	10%	24%	16%	14%	0%	11%	16%	26%	22%	23%	25%	16%	17%	13%	0%	16%	14%	21%	24%	20%	10%
White	82%	70%	67%	78%	86%	84%	66%	77%	61%	78%	73%	63%	74%	83%	80%	91%	79%	72%	71%	67%	68%	78%

# UNIVERSITY OF CALIFORNIA NEW APPOINTMENTS OF LADDER RANK FACULTY 1984-85 through 2005-06

## San Francisco

### All Appointments



### Non-Tenured Appointments

